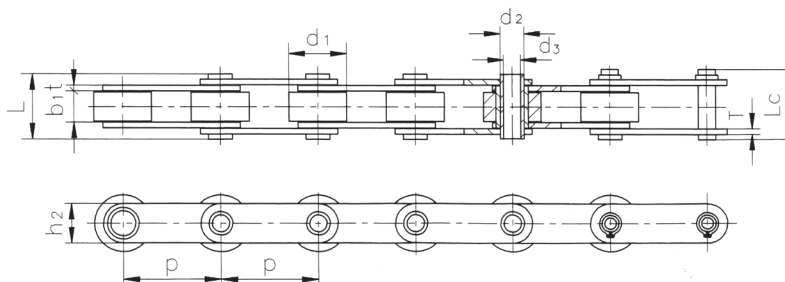
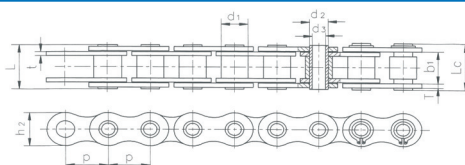


### Hollow Pin Chains

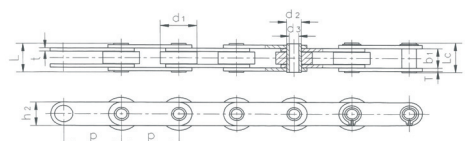


Chain Number	Pitch (P)	Roller Diameter (d1)	Width between Inner Plate (b1)	Pin Diameter (d2)	Pin Diameter (d3)	Pin Length (L)	Pin Length (Lc)	Inner Plate Depth (h2)	Plate Thickness (t/T)	Ultimate Tensile Strength (Q)	Average Tensile Strength (Qo)	Weight (q)
	mm	max mm	min mm	max mm	max mm	max mm	max mm	max mm	max mm	kN	kN	kg/m
C2042HP	25.400	15.88	7.85	5.63	4.00	16.50	17.60	12	1.50	11.00	12.60	0.78
C2052HP	31.750	19.05		7.22	5.12	20.50	1.80	15	2.03	20.40	22.80	1.25
C2062HP	38.100	22.23	12.70	8.31	6.00	25.80	26.80	17	2.42	24.00	27.10	1.72
C2082HP	50.800	28.58	15.75	11.40	8.05	32.40	33.80	24	3.25	50.00	55.20	2.82
C2042H-HP	25.400	15.88	7.85	5.63	4.00	18.80	19.90	12	2.03	11.00	13.20	0.95
C2052H-HP	31.750	19.05	9.53	7.22	5.12	22.10	23.40	15	2.42	20.40	23.50	1.44
C2062H-HP	38.100	22.23	12.70	8.31	6.00	29.20	30.20	17	3.25	24.00	27.60	1.99
C2082H-HP	50.800	28.58	15.75	11.40	8.05	36.20	37.60	24	4.00	50.00	56.50	3.26
HP40	40.000	22.00	8.75	9.00	6.00	23.00	24.20	18	2.50	20.00	21.00	1.49
HP50	50.000	31.00	14.50	13.20	10.40	31.10	32.50	25	3.10	30.00	34.20	3.29
HP50F4	50.000	31.00	15.00	13.20	10.20	36.50	38.00	25	4.00	40.00	44.80	3.73
63HPF1	63.000	40.00	15.00	16.00	12.10	35.00	36.20	28.5	4.00	50.00	56.70	4.20

TYPE A



TYPE B



Chain Number	Pitch (P)	Roller Diameter (d1)	Width between Inner Plate (b1)	Pin Diameter (d2)	Pin Diameter (d3)	Pin Length (L)	Pin Length (Lc)	Inner Plate Depth (h2)	Plate Thickness (t/T)	Ultimate Tensile Strength (Q)	Average Tensile Strength (Qo)	Weight (q)	Type
	mm	max mm	min mm	max mm	max mm	max mm	max mm	max mm	max mm	kN	kN	kg/m	
08BHFP2	12.700	8.51	13.20	6.65	5.20	18.00	19.20	11.80	1.60/1.30	10.00	11.4	0.50	A
08BHFP3	12.700	8.51	13.40	6.65	4.00	19.00	20.20	11.80	1.70	14.00	16.8	0.69	A
10BHFP1	15.875	10.16	13.41	7.03	5.00	19.20	20.20	14.00	1.85	17.00	20.6	0.83	A
10BHFP2	15.875	10.16	10.40	7.03	5.00	17.00	18.00	14.00	1.85	15.00	17.3	0.74	A
12BHFP1	19.050	12.07	16.00	8.03	5.40	22.70	23.90	15.80	1.85	25.00	28.8	0.74	A
16BHFP1	25.400	15.88	25.58	11.50	8.10	36.00	37.60	21.00	4.15/3.10	45.00	52.2	1.09	A
50HPF1	15.875	10.16	13.60	7.03	5.13	20.70	21.90	14.40	2.03	18.00	21.6	0.92	A
60HPF2	19.050	11.91	11.23	5.63	4.05	16.50	17.60	10.40	1.50	10.00	10.8	0.62	A
63HP	63.000	40.00	23.50	16.00	12.00	35.30	38.30	28.60	4.00	65.00	71.5	4.14	B
63HPF2	63.000	40.00	25.80	14.00	8.20	39.10	41.10	20.00	5.00	50.00	65.7	4.17	B
63HPF4	63.000	40.00	23.50	16.00	12.30	34.70	37.70	28.60	4.00	44.00	57.2	4.13	B
63HPF6	63.000	40.00	28.94	16.00	10.30	41.80	43.40	28.60	4.00	44.00	57.2	5.18	B
C2122HPF1	76.200	47.60	29.00	17.00	12.70	43.30	44.70	38.10	4.80	53.34	59.2	7.05	B