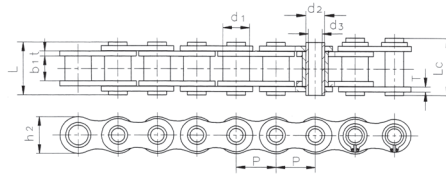
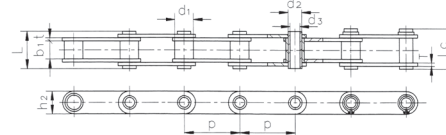


Hollow Pin Chains

TYPE A

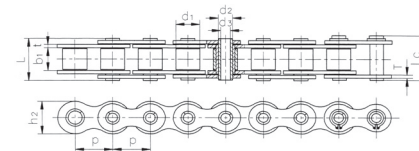


TYPE B

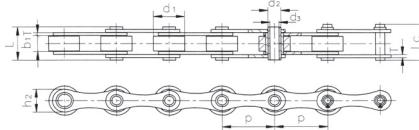


Chain Number	Pitch (P)	Roller Diameter (d1)	Width between Inner Plate (b1)	Pin Diameter (d2)	Pin Diameter (d3)	Pin Length (L)	Pin Length (Lc)	Inner Plate Depth (h2)	Plate Thickness (t/T)	Ultimate Tensile Strength (Q)	Average Tensile Strength (Qo)	Weight (q)	Type
	mm	max mm	min mm	max mm	max mm	max mm	max mm	max mm	max mm	kN	kN	kg/m	
08BHPF	12.700	8.51	7.75	6.55	4.50	16.40	17.60	11.80	1.60/1.30	11.10	12.1	0.56	A
40HP	12.700	7.95	7.85	5.63	4.00	16.50	17.60	12.00	1.50	11.00	12.2	0.54	A
50HP	15.875	10.16	9.40	7.03	5.13	20.70	21.90	15.09	2.03	20.00	22.6	0.91	A
60HP	19.050	11.91	12.70	8.31	6.00	25.80	26.80	18.00	2.42	24.00	26.9	1.29	A
60HPF1	19.050	11.91	12.70	8.31	5.01	25.50	26.80	18.00	2.42	28.00	30.9	1.37	A
80HP	25.400	15.88	15.75	11.40	8.05	32.50	33.80	24.00	3.25	50.00	58.3	2.26	A
C2040HP	25.400	7.95	7.85	5.63	4.00	16.50	17.60	12.00	1.50	11.00	12.6	0.46	B
C2050HP	31.750	10.16	9.40	7.22	5.12	20.50	21.80	15.00	2.03	20.40	22.8	0.76	B
C2060HP	38.100	11.91	12.70	8.31	6.00	25.80	26.80	17.00	2.42	24.00	27.1	1.02	B
HP40F1	40.000	18.00	22.00	12.00	8.00	47.50	48.20	35.00	5.00	57.00	63.8	5.38	B
C2080HP	50.800	15.88	15.75	11.40	8.05	32.50	33.80	24.00	3.25	50.00	55.2	1.81	B
HP50F1	50.000	26.00	14.50	20.00	14.70	35.30	36.20	40.00	3.10	30.00	33.6	3.98	B

TYPE A



TYPE B



Chain Number	Pitch (P)	Roller Diameter (d1)	Width between Inner Plate (b1)	Pin Diameter (d2)	Pin Diameter (d3)	Pin Length (L)	Pin Length (Lc)	Inner Plate Depth (h2)	Plate Thickness (t/T)	Ultimate Tensile Strength (Q)	Average Tensile Strength (Qo)	Weight (q)	Type
	mm	max mm	min mm	max mm	max mm	max mm	max mm	max mm	max mm	kN	kN	kg/m	
10BHB	15.875	10.16	9.65	5.94	4.04	19.30	20.60	14.70	1.70	17.00	20.0	0.86	A
12BHP	19.050	12.07	11.68	6.50	4.00	21.60	22.80	15.90	0.85	23.60	25.9	1.09	A
60HB	19.050	11.91	12.70	7.00	5.01	25.50	26.60	18.00	2.42	20.00	22.4	1.35	A
16BHPF1	25.400	15.88	12.70	9.53	7.05	30.80	32.20	23.00	4.15/3.10	40.00	45.0	2.28	A
HP35	35.000	20.00	16.00	13.35	10.20	30.40	31.60	26.30	2.50	23.52	26.4	2.02	A
HP50F2	50.000	31.00	15.00	13.20	10.20	36.50	38.00	25.00	4.00	40.00	43.2	3.40	B
HB38.1	38.100	20.00	8.00	8.00	5.30	19.60	20.70	17.30	2.03	25.00	28.8	0.98	B
HB38.1F1	38.100	20.00	18.00	10.50	5.10	39.00	40.30	22.00	4.00	60.00	64.3	2.59	B
HB50.8	50.800	30.00	10.50	11.40	8.20	27.40	28.60	26.00	3.10	50.00	53.6	2.56	B
HB63	63.000	30.00	10.00	11.40	8.10	26.70	28.10	26.50	3.10	50.00	53.6	2.07	B
HB100	100.000	30.00	10.50	11.40	8.20	27.40	28.60	26.00	3.10	50.00	53.6	1.56	B