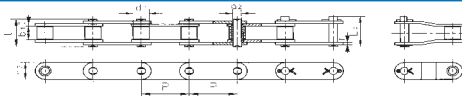
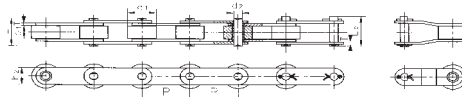


Stainless Steel Double Pitch Conveyor Chains & Attachments

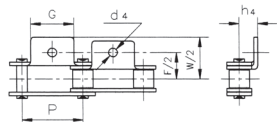
Small roller type



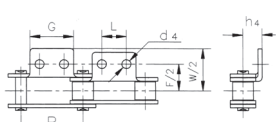
Large roller type



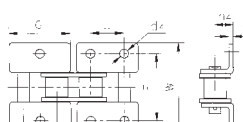
ISO Number	Pitch (P)	Roller Diameter (d1)	Width between Inner Plate (b1)	Pin Diameter (d2)	Pin Length (L)	Pin Length (Lc)	Inner Plate Depth (h2)	Plate Thickness (T)	Ultimate Tensile Strength (Q)	Average Tensile Strength (Qo)	Weight (q)
	mm	max mm	min mm	max mm	max mm	max mm	max mm	max mm	kN	kN	kg/m
C2040SS	25.400	7.95	7.85	3.96	16.60	17.80	12.00	1.50	9.60	11.00	0.51
C2042SS	25.400	15.88	7.85	3.96	16.60	17.80	12.00	1.50	9.60	11.00	0.85
C2040HSS	25.400	7.95	7.85	3.96	18.80	19.90	12.00	2.03	9.60	11.00	0.66
C208BSS	25.400	8.51	7.75	4.45	16.70	18.20	11.80	1.60	12.00	13.80	0.56
C208BLSS	25.400	15.88	7.75	4.45	16.70	18.20	11.80	1.60	12.00	13.80	0.90
C2050SS	31.750	10.16	9.40	5.08	20.70	22.20	15.00	2.03	15.20	17.50	0.79
C2052SS	31.750	19.05	9.40	5.08	20.70	22.20	15.00	2.03	15.20	17.50	1.29
C2060SS	38.100	11.91	12.57	5.94	25.90	27.70	18.00	2.42	21.70	24.90	1.13
C2062SS	38.100	22.23	12.57	5.94	25.90	27.70	18.00	2.42	21.70	24.90	1.63
C2060HSS	38.100	11.91	12.57	5.94	29.20	31.60	18.00	3.25	21.70	24.90	1.46
C2062HSS	38.100	22.23	12.57	5.94	29.20	31.60	18.00	3.25	21.70	24.90	2.10
C2080SS	50.800	15.88	15.75	7.92	32.70	36.50	24.00	3.25	38.90	44.70	2.11
C2082SS	50.800	28.58	15.75	7.92	32.70	36.50	24.00	3.25	38.90	44.70	3.16
C2080HSS	50.800	15.88	15.75	7.92	36.20	39.40	24.00	4.00	38.90	44.70	2.57
C2082HSS	50.800	28.58	15.75	7.92	36.20	39.40	24.00	4.00	38.90	44.70	3.63
C2100SS	63.500	19.05	18.90	9.53	40.40	44.70	30.00	4.00	60.00	69.00	3.05
C2102SS	63.500	39.67	18.90	9.53	40.40	44.70	30.00	4.00	60.00	69.00	4.89
C2100HSS	63.500	19.05	18.90	9.53	43.60	46.90	30.00	4.80	60.00	69.00	3.61
C2102HSS	63.500	39.67	18.90	9.53	43.60	46.90	30.00	4.80	60.00	69.00	5.45



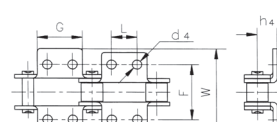
A-1



A-2



K-1



K-2

ISO Number	Pitch	G	L	F	W	h4	d4
	mm	mm	mm	mm	mm	mm	mm
C2040SS	25.400	19.10	9.50	25.40	39.60	9.10	3.40
C2042SS	25.400	19.10	9.50	25.40	39.60	9.10	3.40
C208BSS	25.400	23.20	12.70	25.40	39.60	9.10	4.50
C208BLSS	25.400	23.20	12.70	25.40	39.60	9.10	4.50
C2050SS	31.750	23.80	11.90	31.80	49.00	11.10	5.50
C2052SS	31.750	23.80	11.90	31.80	49.00	11.10	5.50
C2060SS	38.100	28.60	14.30	42.90	67.80	14.70	5.50
C2062SS	38.100	28.60	14.30	42.90	67.80	14.70	5.50
C2060HSS	38.100	28.60	14.30	42.90	67.80	14.70	5.50
C2062HSS	38.100	28.60	14.30	42.90	67.80	14.70	5.50
C2080SS	50.800	38.10	19.10	55.60	87.80	19.10	6.80
C2082SS	50.800	38.10	19.10	55.60	87.80	19.10	6.80
C2080HSS	50.800	38.10	19.10	55.60	87.80	19.10	6.80
C2082HSS	50.800	38.10	19.10	55.60	87.80	19.10	6.80
C2100SS	63.500	47.60	23.80	66.60	107.50	23.40	9.20
C2102SS	63.500	47.60	23.80	66.60	107.50	23.40	9.20
C2100HSS	63.500	47.60	23.80	66.60	107.50	23.40	9.20
C2102HSS	63.500	47.60	23.80	66.60	107.50	23.40	9.20