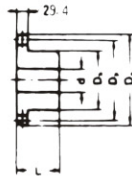


A TYPE



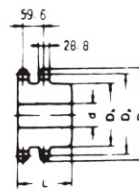
B TYPE



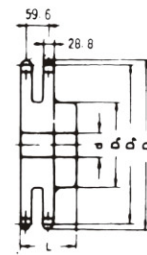
BW TYPE



DUPLEX B TYPE



DUPLEX BW TYPE



Dimension:mm

No. of Teeth	Pitch Dia. Dp	Outside Dia. Do	A Type		B Type / BW Type					Duplex B Type / Duplex BW Type				
			Bore: d	Approx. WT. (kg)	Bore: d		Hub		Approx. WT. (kg)	Bore: d		Hub		Approx. WT. (kg)
					Min.	Max.	Dh	L		Min.	Max.	Dh	L	
10	143.84	162.3	25	2.90	25	60	91	56	4.40	28	55	88	100	8.80
11	157.78	176.3	25	3.40	25	73	106	56	5.50	28	65	103	100	10.20
12	171.74	189.5	25	4.00	25	80	117	56	6.60	28	70	117	100	12.60
13	185.74	204.2	25	4.70	25	80	117	63	7.90	28	85	137	110	16.70
14	199.76	218.2	25	5.50	25	89	127	63	9.30	28	85	137	110	18.90
15	213.79	232.3	25	6.30	25	89	127	63	10.10	28	90	147	120	23.30
16	227.84	246.3	25	7.20	25	89	127	63	11.00	28	90	147	120	25.80
17	241.91	260.0	25	8.10	25	89	127	63	12.00	28	90	147	125	29.20
18	255.98	274.0	25	9.10	25	89	127	63	13.00	28	100	157	125	33.00
19	270.06	289.0	25	10.30	25	95	137	71	15.60	28	100	157	125	36.40
20	284.15	303.0	25	11.40	25	95	137	71	16.70	28	100	157	125	39.60
21	298.24	317.0	25	12.60	30	95	137	71	17.90	28	100	157	125	43.10
22	312.34	331.0	30	13.80	30	95	137	71	18.40	32	100	167	125	47.40
23	326.44	345.0	30	15.10	30	95	137	71	18.90	32	100	167	125	51.30
24	340.54	359.0	30	16.40	30	95	137	71	20.90	32	100	167	125	55.00
25	354.65	373.0	30	17.80	30	103	147	80	24.10	32	100	167	125	59.20
26	368.77	387.0	30	19.20	30	103	147	80	25.50	32	100	167	125	63.50
27	382.88	401.4	30	20.70	30	103	147	80	27.10	32	100	167	125	
28	397.00	416.0	30	22.20	30	103	147	80	29.20	32	100	167	125	72.40
29	411.12	430.0	30	23.80	30	103	147	80		32	100	167	125	
30	425.24	444.0	30	25.50	30	103	147	80	31.50	32	110	177	130	84.40
31	439.37	458.0	30	27.20	30	103	147	80		32	110	177	130	
32	453.49	472.0	30	29.00	30	110	157	90	34.00	32	110	177	130	95.00
33	467.62	486.0	30	30.80	30	110	157	90		32	110	177	130	
34	481.75	500.0	30	32.70	30	110	157	90	39.70	32	110	177	130	
35	495.88	514.0	30	34.60	30	110	157	90	40.10	32	110	177	130	112.0
36	510.01	529.0	30	36.90	30	110	157	90		32	110	177	130	
37	524.14	543.0			30	110	157	90						
38	538.27	557.0	30	41.00	30	110	157	90		32	110	177	130	
39	552.40	571.0			30	110	157	90						
40	566.54	585.0	30	45.40	30	110	157	90	53.10	32	120	187	135	145.00
41	58.67	599.2			30	110	157	90						
42	594.81	613.5	30	50.00	30	110	157	90		32	120	187	135	
43	608.94	627.8			30	110	157	90						
45	623.08	644.0			30	110	157	90						
48	637.22	656.0	30	57.30	30	118	167	100	67.60	32	120	187	135	183.00
50	651.35	670.0			30	118	167	100						
54	679.63	698.0	30	65.20	30	118	167	100	74.30	32	120	187	135	205.00
55	693.77	712.0			30	118	167	100						
56	707.91	726.0	30	70.60	30	118	167	100	79.70	32	120	187	135	221.00
57	764.47	783.2	30	82.70	30	118	167	100	91.80	32	120	187	135	255.00
58	778.61	797.5	30	85.70	30	118	167	100		32	120	187	135	
60	849.32	869.0	30	120.00	38	118	167	110	111.20	32	120	187	135	317.00

NOTE: 1. B-type solid sprockets over 21 teeth made by S35C are available.