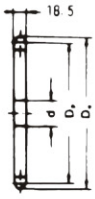
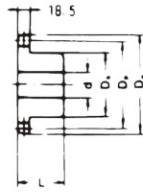


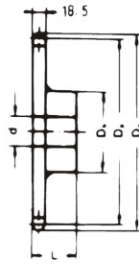
A TYPE



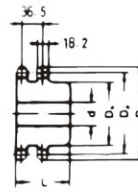
B TYPE



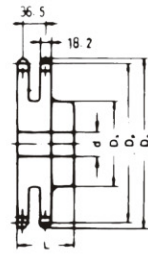
BW TYPE



DUPLEX B TYPE



DUPLEX BW TYPE



Dimension:mm

No. of Teeth	Pitch Dia. Dp	Outside Dia. Do	A Type		B Type / BW Type					Duplex B Type / Duplex BW Type							
			Bore: d	Approx. WT. (kg)	Material	Bore: d		Hub		Approx. WT. (kg)	Material	Bore: d		Hub		Approx. WT. (kg)	Material
						Min.	Max.	Dh	L			Min.	Max.	Dh	L		
10	102.74	117.9	20	0.90	SS41	20	40	65	50	1.90	S35C (B TYPE)	22	45	70	80	3.00	S35C (DUPLEX B TYPE)
11	112.70	127.8	20	1.10		20	50	75	50	2.30		22	50	80	80	4.00	
12	122.67	137.8	20	1.40		20	55	86	50	2.90		28	55	90	80	5.00	
13	132.67	147.8	20	1.70		20	55	88	50	3.10		28	60	100	80	6.00	
14	142.68	157.8	20	2.00		20	55	88	50	3.60		28	70	110	80	7.10	
15	152.71	167.9	20	2.30		20	60	98	50	4.20		28	80	120	80	7.10	
16	162.74	177.9	20	2.60		20	60	98	50	4.60		28	85	130	80	7.70	
17	172.79	187.9	20	2.90		20	65	107	50	5.30		28	85	130	80	8.90	
18	182.84	198.0	20	3.30		20	65	107	50	5.70		28	85	130	80	9.60	
19	192.90	208.1	20	3.60		20	65	107	50	6.10		28	85	130	90	12.70	
20	202.96	218.1	20	4.00		20	65	107	50	6.50		30	85	130	90	13.50	
21	213.03	228.2	20	4.50		20	65	107	50	7.00		30	85	130	90	14.30	
22	223.10	238.3	20	4.90		20	70	117	56	7.90		30	85	137	90	15.60	
23	223.17	248.3	20	5.30		20	70	117	56	8.30		30	85	137	90	16.80	
24	243.25	258.4	20	5.90		20	70	117	56	8.80		30	85	137	90	17.80	
25	253.32	268.5	20	6.50		20	70	117	56	9.30		30	85	137	90	23.89	
26	263.40	278.6	20	6.90		20	70	117	56	9.70		30	85	137	90	25.39	
27	273.49	288.6	20	7.50		20	70	117	56	10.30		30	85	137	90		
28	283.57	298.7	20	8.10		20	70	117	56	10.90		30		137	90	28.89	
29	293.66	308.8	20	8.80		20	70	117	56	11.60		30	85	137	90		
30	303.75	318.9	20	9.40	20	70	117	56	12.10	30	85	137	90	24.30			
31	313.83	329.0	20	10.00	20	70	117	56	12.90	30	85	137	90				
32	323.92	339.1	20	10.70	20	70	117	56	13.40	30	85	137	90	29.00			
33	334.01	349.2	20	11.60	20	70	117	56	14.10	30	85	137	90				
34	344.11	359.3	20	12.40	20	80	127	63	15.10	30	85	137	90				
35	354.20	369.4	20	13.20	20	80	127	63	15.90	30	85	137	90	30.90			
36	364.29	379.5	20	14.00	20	80	127	63	16.70	30	85	137	90				
37	374.38	389.5	20	14.90	20	80	127	63	17.60	30	85	137	90				
38	384.48	399.6	20	15.80	20	80	127	63	18.50	30	85	137	90				
39	394.57	409.7	20	16.80	20	80	127	63	19.50	30	85	137	90				
40	404.67	419.8	20	17.80	20	80	127	63	20.50	30	85	147	90	40.70			
41	414.77	429.9	20	18.80	20	80	127	63	21.50	30	95	147	90				
42	424.86	440.0	20	19.80	20	80	127	63	22.50	30	95	147	90				
43	434.96	450.1	20	20.80	20	80	127	63	23.50	30	95	147	90				
44	445.06	460.2	20	21.80	20	80	127	63	24.50	30	95	147	100				
45	455.16	470.3	20	22.80	20	80	127	63	25.50	30	95	147	100	49.30			
48	485.45	500.6	20	26.00	20	80	127	63	28.70	30	95	147	100				
50	505.65	520.8	20	27.00	20	80	127	63	29.70	30	95	147	100				
54	546.05	561.2	20	31.00	20	90	147	80	37.40	30	95	147	100				
55	556.15	571.3	20	32.00	20	90	147	80	38.40	30	95	147	100				
60	606.67	621.8	20	39.00	20	90	147	80	45.40	30	95	147	100	68.30			
65	657.17	672.3	20	48.00	20	90	147	80	54.40								
70	707.68	722.8	20	52.00	20	90	147	100	62.70								
75	758.20	773.3	30	63.00													
85	859.23	874.4	30	82.00													
90	909.75	924.9	30	92.00													

NOTE: 1. B-type solid sprockets over 21 teeth made by S35C are available.